

2016-2017 YEAR IN REVIEW



HIGHER EDUCATION BEGINS HERE

FALL 2016 HEADCOUNT

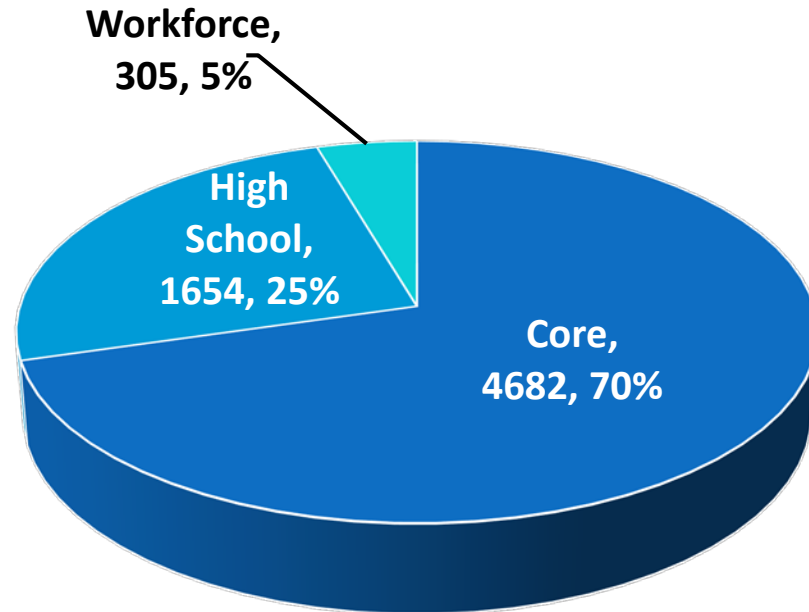
Fall 2016 Headcount

6,610

an increase of

3.6%

over Fall 2015



FALL 2016

STUDENT CREDIT HOURS (SCH)

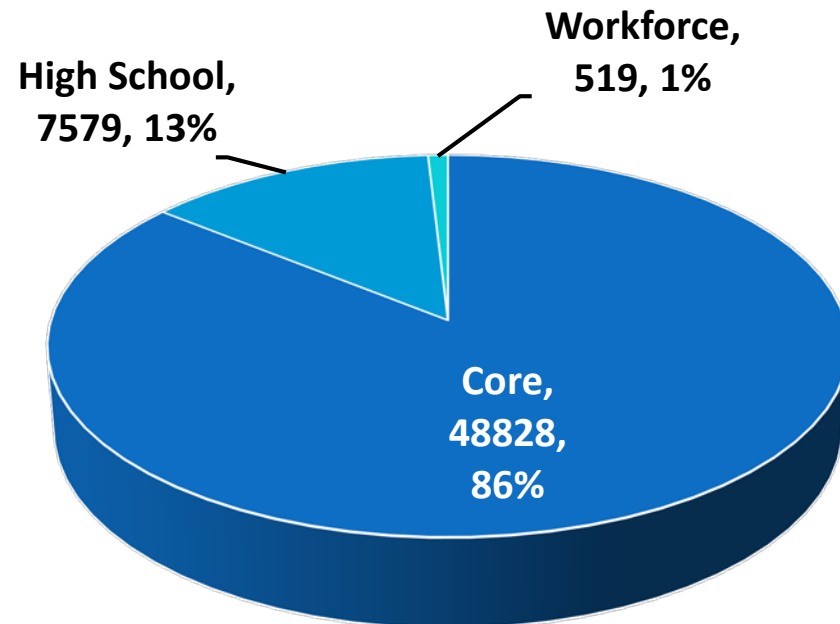
Fall 2016 Student
Credit Hours

58,746

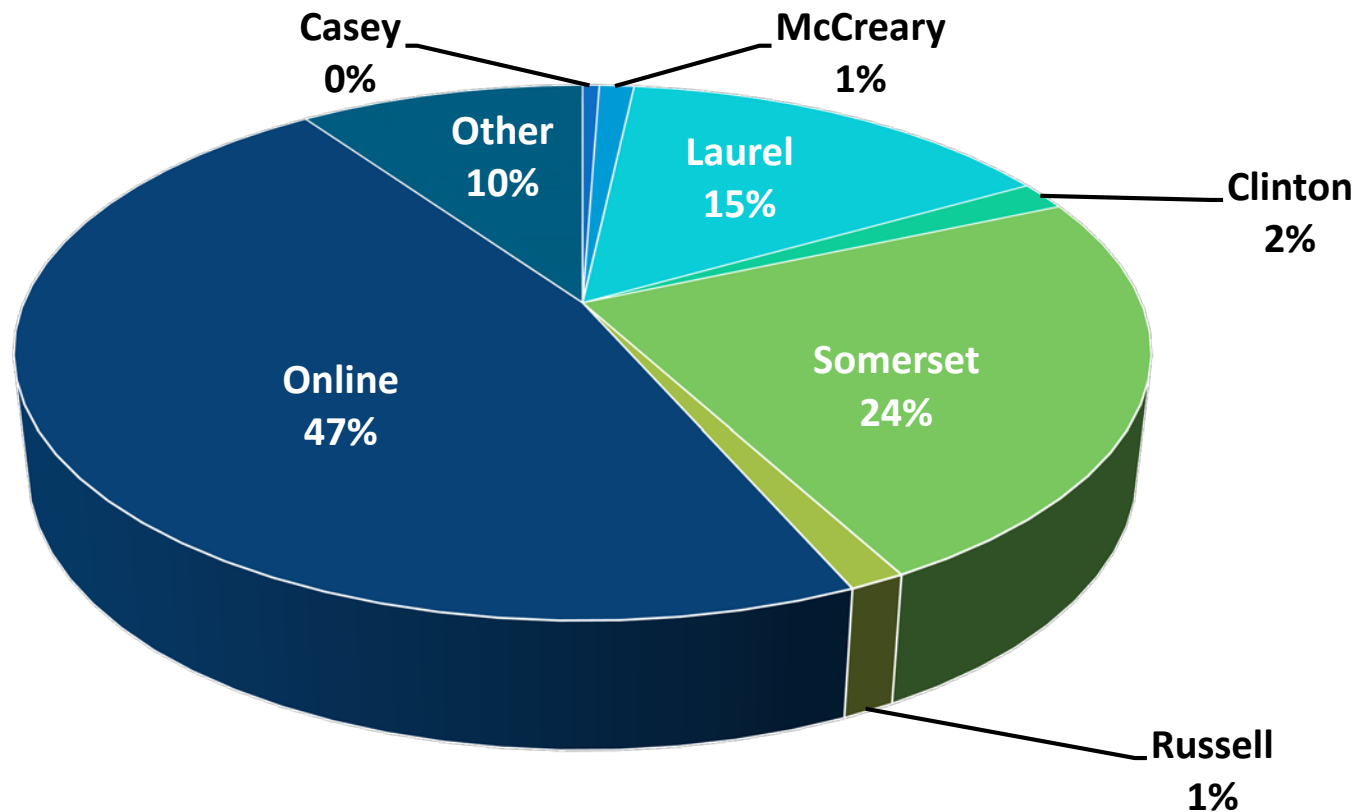
a decrease of

1.8%

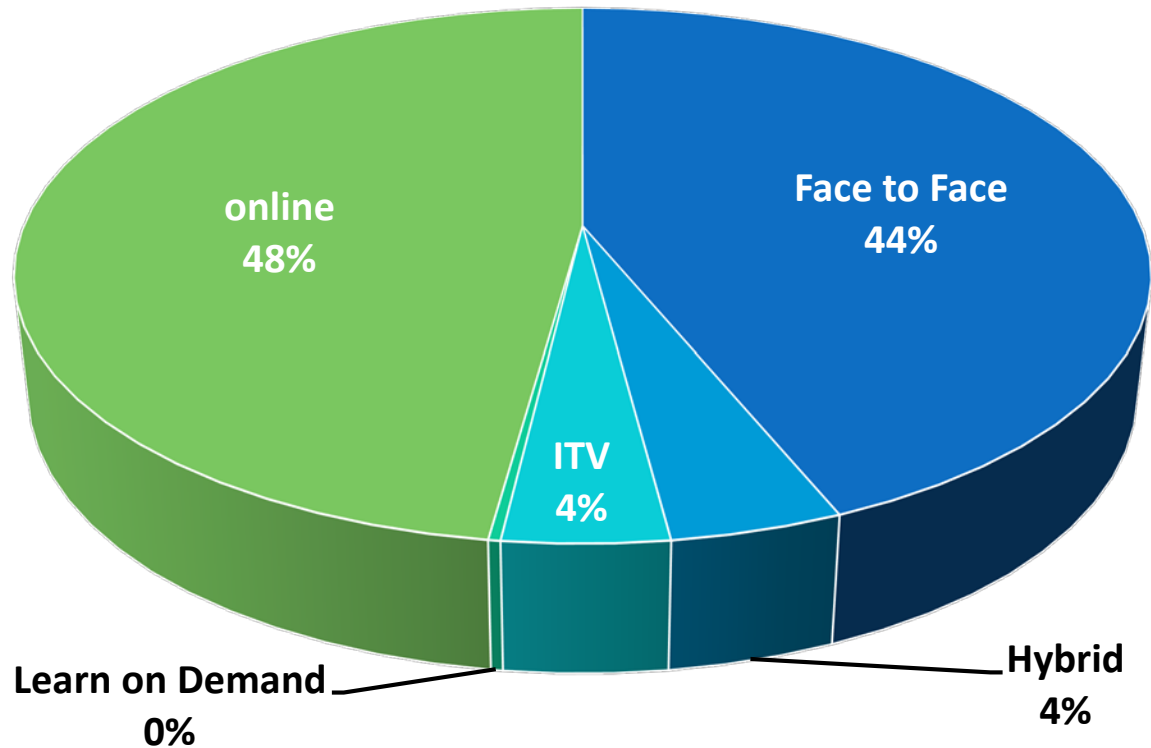
from Fall 2015



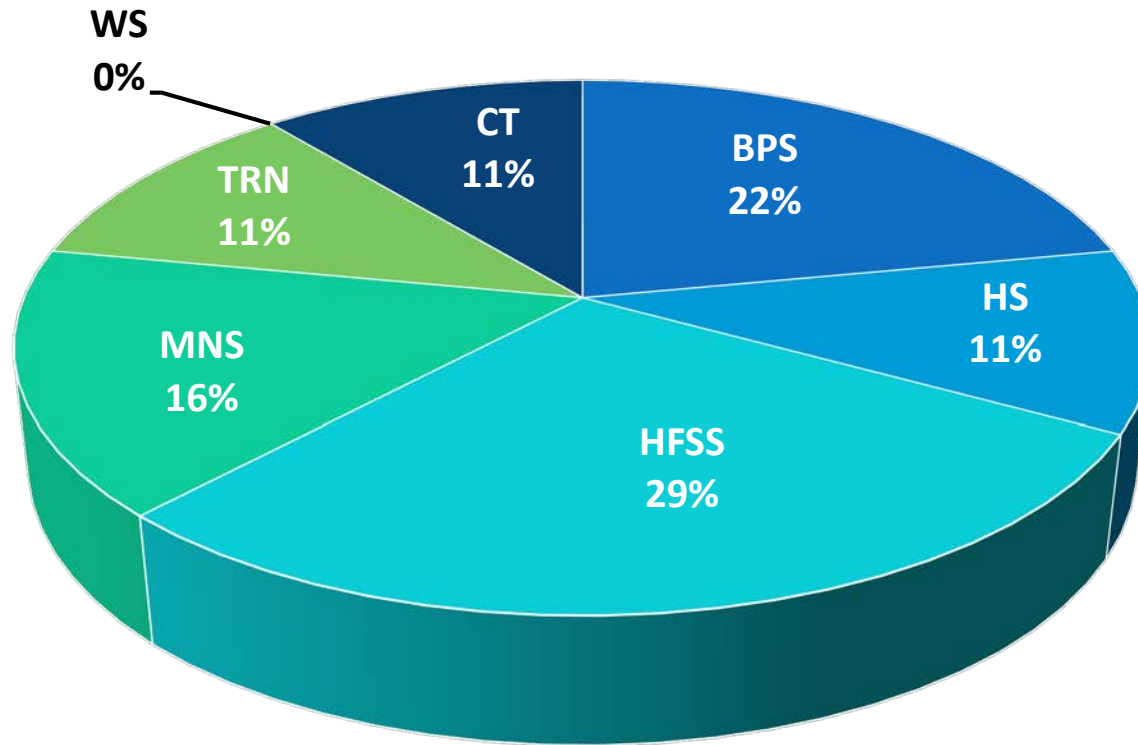
ENROLLMENT SCH BY LOCATION



ENROLLMENT SCH BY MODE OF INSTRUCTION



ENROLLMENT SCH BY ACADEMIC DIVISION



FALL 2016 ENROLLMENT RATIO

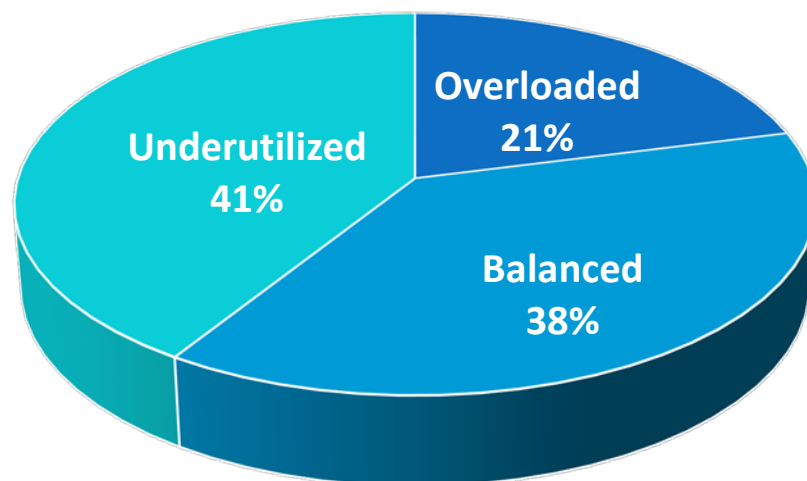
Fall 2016 Enrollment
Ratio

80.15%

an increase of

24.13%

from Fall 2010



FALL 2016 SCH BY FACULTY TYPE

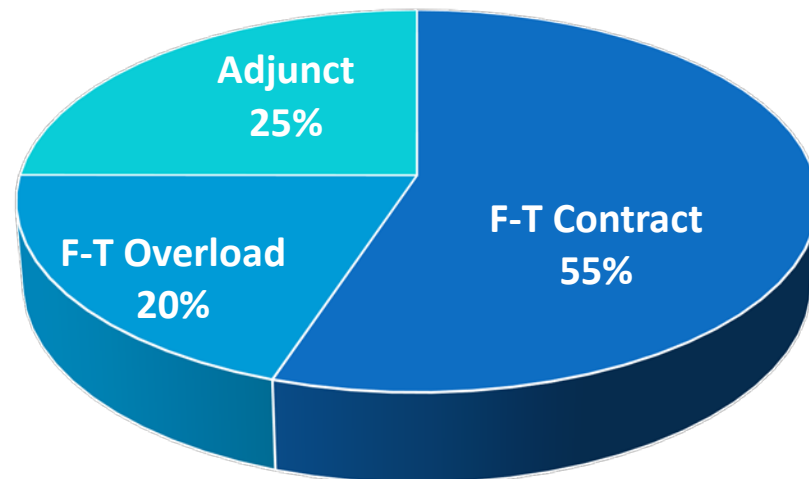
Fall 2016 SCH by Full-
Time Faculty

75.4%

an increase of

20.3%

from Fall 2010



FALL 2016

STUDENT CREDIT HOURS PER STUDENT

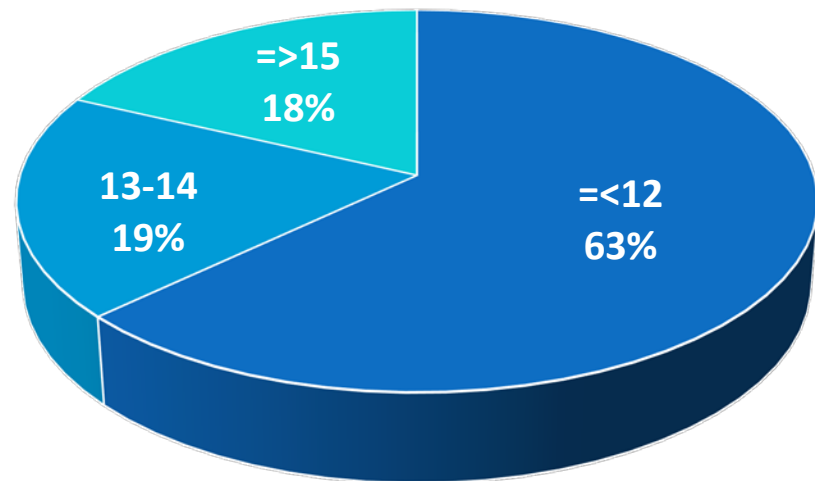
Fall 2016 Average
SCH/Student

10.65

An increase of

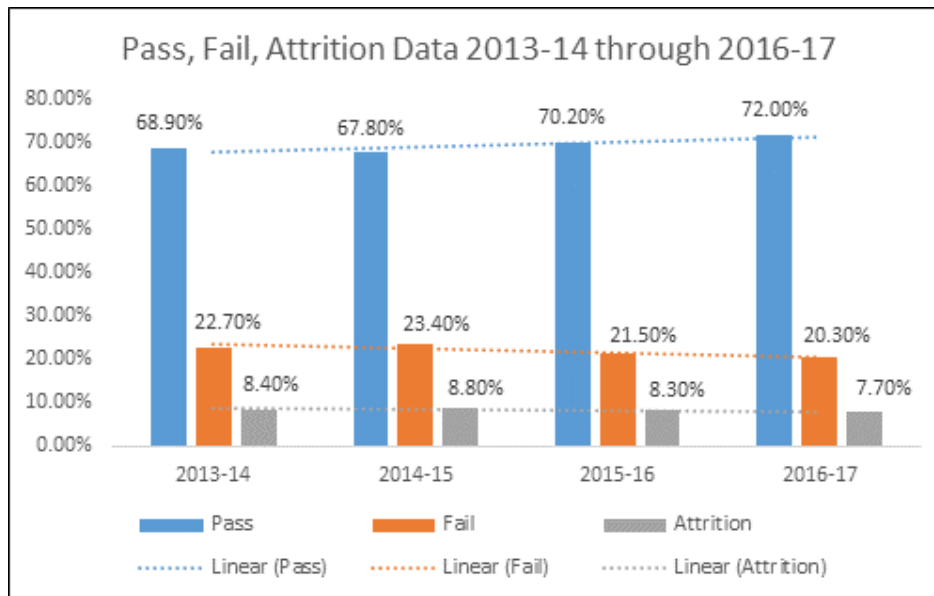
48%

from Fall 2010



2016-2017

Student Success:



Total Credentials
Awarded in 2016-2017

Associate degrees: **842**

Diplomas: **357**

Certificates: **2,280**

2016-2017

Projects:

- Meece Auditorium Renovation
- Meece Hall HVAC
- Kentucky Workforce Skills—
Building #2 Renovation
- Sealing & Striping Parking
- Security Cameras

08-21-2017 Mon 03:50:58 PM



Stoner Parking



HIGHER EDUCATION BEGINS HERE

2016-2017

Grants:

- Kentucky Workforce Skills Grant
- National Science Foundation (NSF) Grant
- USDA Grant



CHAT



HIGHER EDUCATION BEGINS HERE

KENTUCKY COMMUNITY & TECHNICAL COLLEGE SYSTEM

“The future ain’t what it
used to be.” – Yogi Berra



HIGHER EDUCATION BEGINS HERE

2017-2018 THE YEAR AHEAD



HIGHER EDUCATION BEGINS HERE

THE CHANGING LANDSCAPE

- Political Climate
- Decreasing State Allocations
- Increasing student costs/debt
- Negative opinions toward the value of a college education
- Increasing competition among providers

A recent article from the Educational Advisory Board (EAB) stated that when entering college students were polled they indicated that **“to get a better job”** was the reason given for attending college...this is a significant change from **“to learn more about things I am interested in”** which has been the reason for attending college for decades.



HIGHER EDUCATION BEGINS HERE

More of the same?
or **Something different?**



HIGHER EDUCATION BEGINS HERE

2017-2018

- Organizational Changes:
 - Co-Requisite model replacing transitional/developmental model
 - Dual Credit
 - Online/Distance Education
 - Early Alert Program
 - Guided Program Pathways
 - College Pathway

ENROLLMENT—RETENTION—COMPLETION



HIGHER EDUCATION BEGINS HERE

ENROLLMENT

- Enrollment comes from 2 sectors
 - New students (1st time enrollees)
 - Returning students
- Some say we have **Recruiting** issues...
- Some say we have **Retention** issues...

Truth is we have an **Enrollment** issue!

ENROLLMENT

Enrollment/Headcount			
	Fall 2016 (Final)	Fall 2017 (YTD)	Gap
Credential Seeking (Core)	4682	4371	-311
High School (Dual Credit)	1654	787	-867
Other (Workforce, Fire Rescue, etc)	305	117	-188
Total	6641	5275	-1366



HIGHER EDUCATION BEGINS HERE

ENROLLMENT

Enrollment/SCH			
	Fall 2016 (Final)	Fall 2017 (YTD)	Gap
Credential Seeking (Core)	48828	46951.5	-1876.5
High School (Dual Credit)	7579.6	3955	-3624.6
Other (Workforce, Fire Rescue, etc)	519.6	331.2	-188.4
Other than SCC students	1818.1	2151	332.9
Total	58745.3	53388.7	-5356.6

SCH Goal for Fall 2017 = **62,438**

The Goal Represents Breakeven Point for the Budget.



HIGHER EDUCATION BEGINS HERE

RETENTION

- Fall 2013- Fall 2014: 54.6%
- Fall 2014- Fall 2015: 55.2%
- Fall 2015- Fall 2016: 52.2%

Goal:

Fall 2017- Fall 2018:
58.0%

- *Data Source: CPE Official data.*

COMPLETION

Completion

- Time to an Associate Degree

 - SCC = 3.6 years avg.

National avg. = 3.3 years

- Cost of Degree

 - SCC = 94 ch/degree avg.

Range = 77 to 113 ch

- Job Placement/Transfer Rates



CHAT



HIGHER EDUCATION BEGINS HERE

KENTUCKY COMMUNITY & TECHNICAL COLLEGE SYSTEM